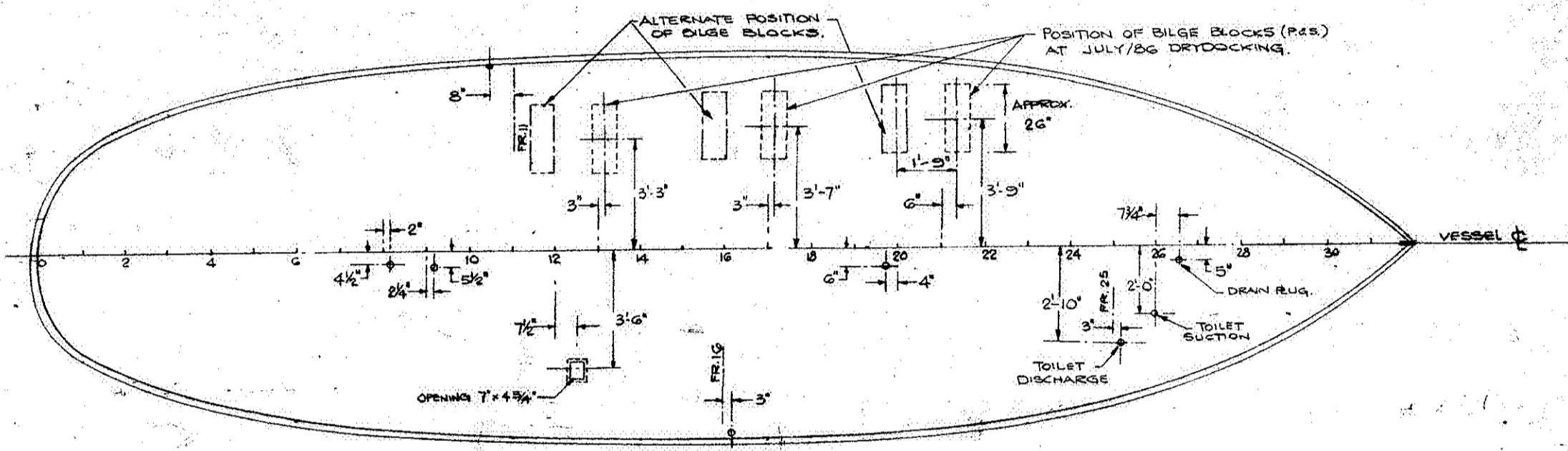
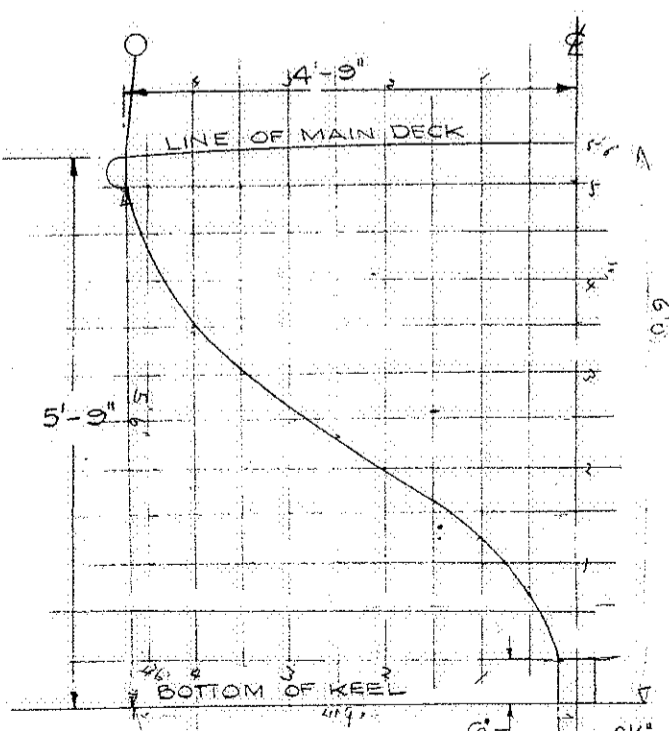


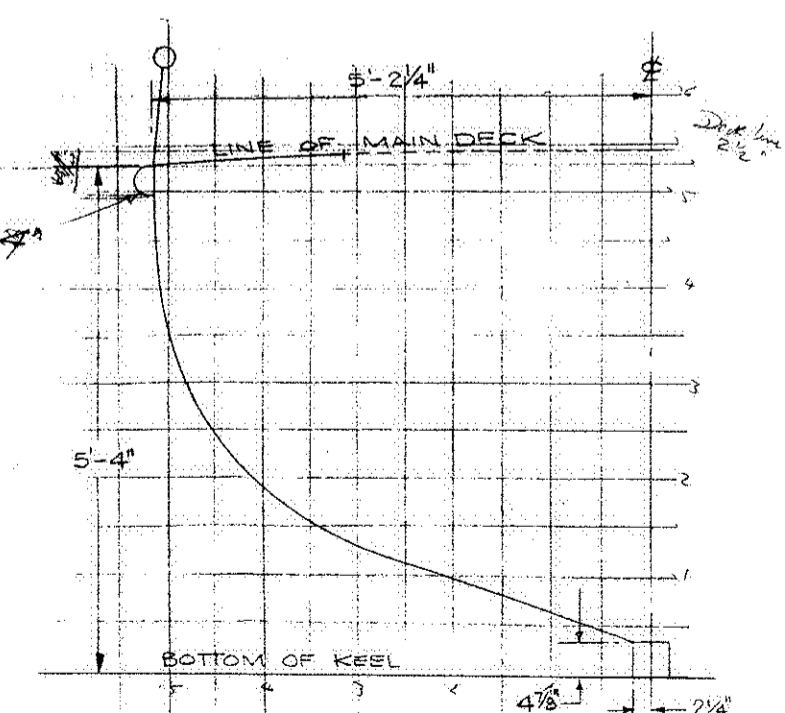
OUTBOARD PROFILE



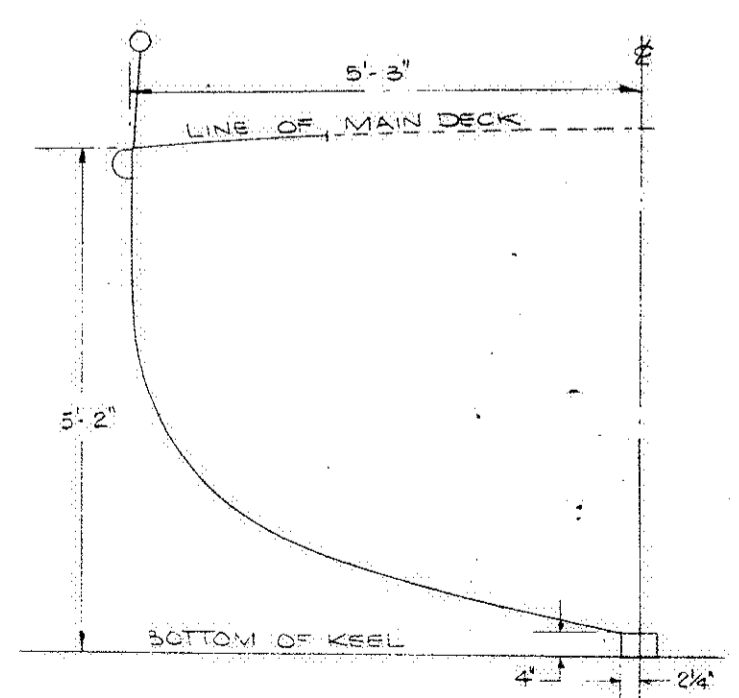
PLAN VIEW



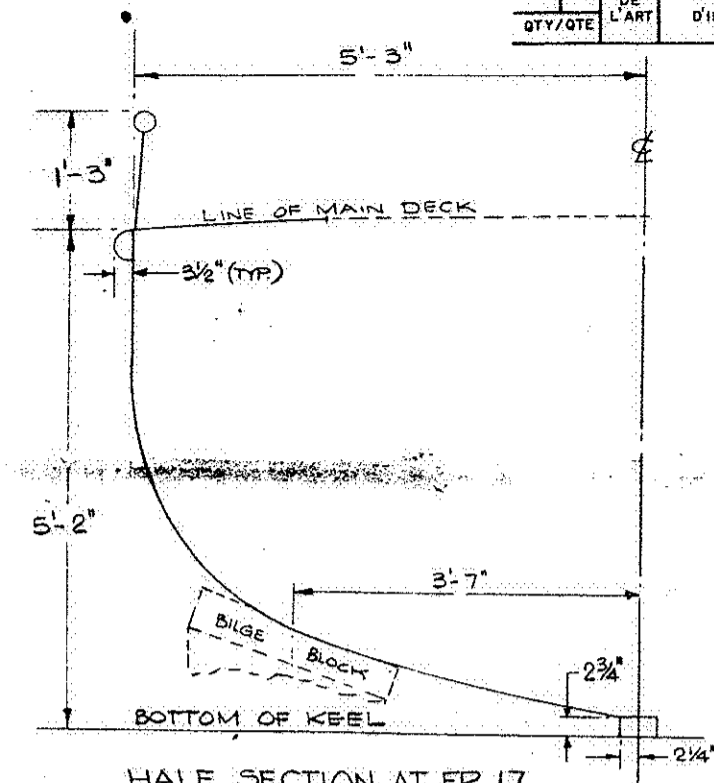
HALF SECTION AT FR. 6  
SCALE: 1"=1 FT.



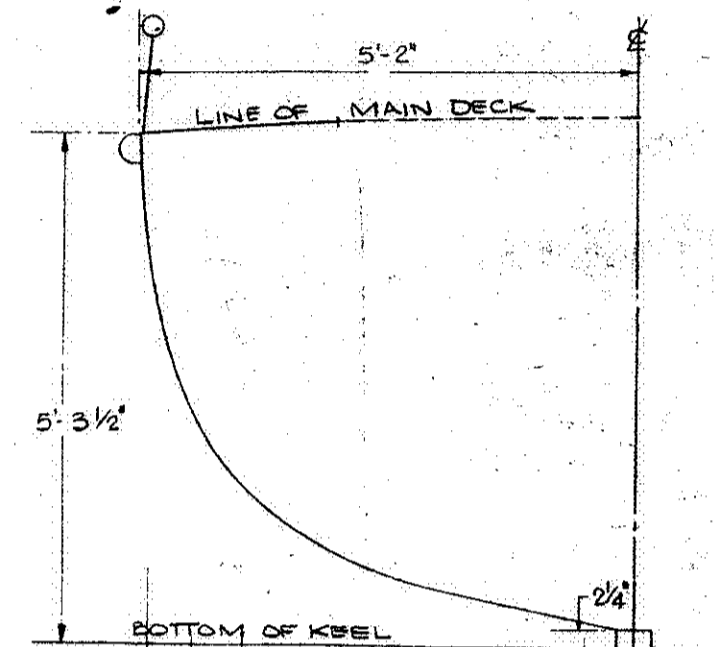
HALF SECTION AT FR. 11  
SCALE: 1"=1 FT.



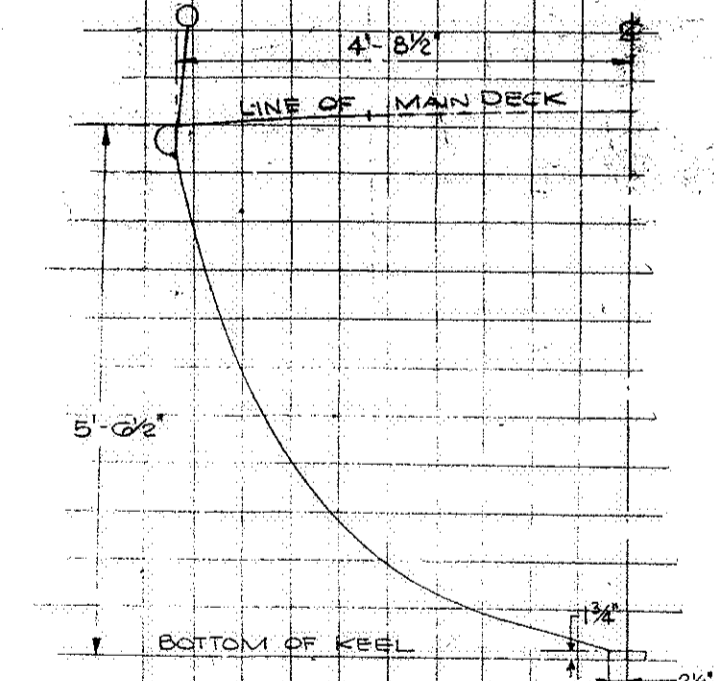
HALF SECTION AT FR. 14  
SCALE: 1"=1 FT.



HALF SECTION AT FR. 17  
SCALE: 1"=1 FT.



HALF SECTION AT FR. 20  
SCALE: 1"=1 FT.



HALF SECTION AT FR. 23  
SCALE: 1"=1 FT.

PRINCIPAL PARTICULARS:

LENGTH OVERALL	40'-2 1/2"
LENGTH S.P.	37'-6"
BREADTH EXTREME	11'-0"
BREADTH MLD.	10'-0"
DEPTH U.S.R. TO MAIN DK.	5'-2"

GENERAL NOTES:

1. PROFILE DRAWN WITH KEEL HORIZONTAL.
2. RAKE OF KEEL IS 2 1/2" IN 35'-0" (FR. 4 TO STEER).
3. DRAFT MARKS ARE LOCATED AS FOLLOWS:  
FWD - 5" AFT & FOLLOWING LINE OF STEM.  
AFT - ON TRANSOM AT 1/2" FROM EDGE.
4. VESSEL HAS NO APPROACHABLE HULL PLATE.
5. SECTIONS ARE DRAWN & DIMENSIONS GIVEN AT 90° ANGLE TO KEEL LINE.
6. PAINTING TO BE IN ACCORDANCE WITH C-03-010-010/AM-001.
7. P782 ANODES - 24" x 4" SPACED AT 12" ON CENTER.
8. L24 ANODES - 24" x 4" SPACED AT 12" ON CENTER.

UNCLASSIFIED  
MODIFICATION DWG.

UNLESS OTHERWISE SPECIFIED  
SAUP INDICATION CONTRAIRE:  
1. DIMENSIONS ARE IN FT. & INCHES  
2. TOLERANCES - FRACTIONS + DECIMALS + ANGLES ±  
3. SURFACE FINISH FINIS DE SURFACES: ✓  
4. ORIGINAL SCALE ECHELLE ORIGINALE 1/2"=1 FT. & AS MARKED  
DRAWING INTERPRETATION INTERPRETE LE DESSIN PAR

APPLICATION/USAGE HMAV BEAMSVILLE	ZONE LTR LET	REVISION	DATE	DWN DES	CKD VER	APPL APP
YTL 383	A	1	30/10/29	PL	AA	AA
DND - CANADIAN FORCES CANADIENNES - MDN						
DND/DESIGN: JEFFREY A. KUBICEK DESIGN AGENT/CONCEPTIONNIST/CAD: JEFFREY A. KUBICEK NO. OF SHEETS: 35902 DRAWING DATE DU DESSIN: 86-08-26 DRAWING NO. DU DESSIN: 8650136						
TITLE/TITRE: DOCKING PLAN & HOLES IN SHIPS BOTTOM SHEET NO. OF SHEETS: 1 OF 1						